









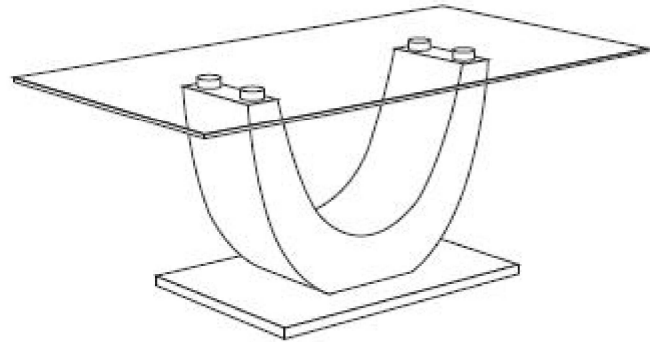


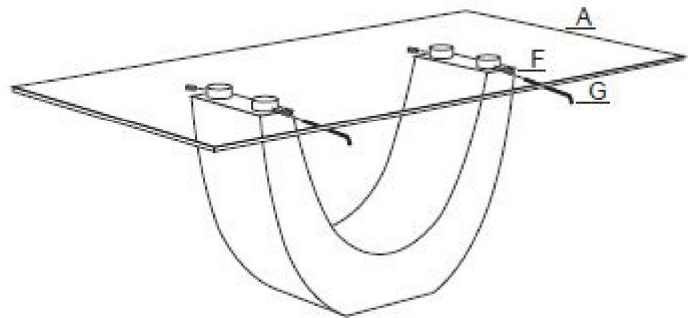
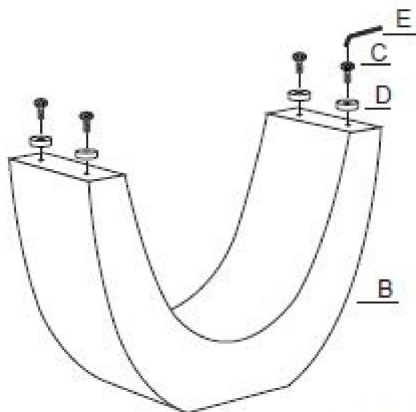
LCT467

HARDWARE LIST			
NO.	PART	DESCRIPTION	Q'TY
A		glass top	1
B		frame	1
C		short screw	4
D		short screw	4
E		allen key	1
F		small rod	4
G		long allen key	1
H		caps	4
I		long screw	4
J		base	1



step 1

step 2



step 3

step 4

